

LEVEU

ITALIAN PORCELAIN SLABS

U.S.

THE BEAUTY OF LARGE SURFACES AND THE HIGH PERFORMANCE OF STONEWARE.

Emilceramica, known worldwide for ceramic excellence, has drawn on over a decade of experience to create Level, a line of ceramic slabs in the 160x320 size, of various thickness, for creating furnishings and continuous surfaces, combining the utmost aesthetic refinement with advantages in terms of hygiene, strength and practicality that only porcelain stoneware can guarantee. A project that delivers the greatest modularity and versatility to express the full potential of those who aspire, day after day, to transform material into attractive design.

La bellezza delle grandi superfici e le elevate prestazioni del grès.

Dall'esperienza ultradecennale di Emilceramica, sinonimo di ceramica italiana d'eccellenza in tutto il mondo, nasce Level, una linea di lastre ceramiche nel formato 160x320, in vari spessori, per realizzare oggetti d'arredo e superfici continue coniugando la massima ricercatezza estetica con i vantaggi in termini di resistenza, igiene e praticità che solo il grès porcellanato può garantire. Un progetto all'insegna della massima modularità e versatilità per valorizzare tutto il potenziale di chi, giorno dopo giorno, ambisce a trasformare la materia in pregevole design.

La beauté des grandes surfaces et la performance extraordinaire du grès cérame.

Fort de plus de dix ans d'expériences, Emilceramica, l'ambassadeur de l'excellence céramique à l'italienne dans le monde entier, crée Level, une collection de dalles céramiques en format 160x320, disponibles en plusieurs épaisseurs, pour confectionner des objets d'ameublement et des surfaces continues. Une collection qui allie un superbe raffinement esthétique avec les avantages de résistance, d'hygiène et d'utilité pratique que seul le grès cérame est en mesure de garantir. Un projet maximisant la modularité et la polyvalence pour exalter le potentiel de tous ceux qui, jour après jour, s'appliquent à transformer la matière en superbe design.

Die vollendete Ästhetik grossflächiger Beläge und die hervorragenden Leistungsmerkmale von Feinsteinzeug.

Die neue Keramikplatten-Kollektion Level im Format 160x320 basiert auf der jahrzehntelangen Erfahrung der Emilceramica, die als Hersteller von italienischer Qualitätskeramik Weltruf genießt, und ist für durchgängige Beläge und Einrichtungselemente konzipiert. Sie vereint eine ausgefeilte Ästhetik mit den Vorteilen in puncto Hygiene, Robustheit und Funktionalität, die nur Feinsteinzeug bietet. Ein ausgesprochen vielseitig und modular angelegtes Konzept, mit dem sich kreatives Potenzial ausschöpfen lässt, um Materie in hochwertiges Design zu verwandeln.

La belleza de las grandes superficies y las altas prestaciones del grès.

De la experiencia de varias décadas de Emilceramica, sinónimo de cerámica italiana de excelencia en el mundo entero, nace Level, una nueva colección de placas de cerámica en el formato de 160 x 320 disponible en varios grosores, para realizar elementos de decoración y superficies continuas conjugando la máxima sofisticación estética con las ventajas en términos de higiene, resistencia y practicidad que únicamente puede garantizar el grès porcelánico. Un proyecto basado en la máxima modularidad y versatilidad para valorizar todo el potencial de quien, día tras día, pretende transformar la materia en diseño de calidad.



MAKE LIFE A WORK OF ART.

Ceramic slabs in two sizes – a rectified 160x320 size with 6.5mm thickness and an unrectified 162x324 size with 12mm thickness – enable the creation of tops and backsplashes for kitchens and bathrooms, worktops, tables, doors, seamless covering solutions for floors and walls, and other elements, including for outdoors, with a degree of detail, versatility of application and personalisation that was previously unimaginable. Level is the ideal raw material for creations that elevate quality of life to the status of a masterpiece.

Trasforma la vita in un'opera d'arte

Lastre ceramiche nei formati 160x320 cm, spessore 6,5mm rettificato, e 162x324, spessore 12mm non rettificato, per costruire oggetti come top e backsplash per cucine e bagni, piani lavoro, tavoli, ante, soluzioni di rivestimento a pavimento e a parete senza soluzione di continuità, e altri elementi, anche outdoor, con possibilità di dettaglio, trasversalità e personalizzazione finora impensabili. Level è la materia prima ideale per realizzare creazioni che elevino la qualità della vita alle dimensioni di un capolavoro.

Pour que la vie soit une œuvre d'art.

Dalles céramiques en format 160x320 rectifié, en épaisseur 6,5mm, et en format 162x324 non rectifié, en épaisseur 12mm, pour réaliser des objets comme des plans de travail/toilette et des dossierets dans la cuisine et la salle de bains, des tables, des portes, des revêtements de sol et mur unifiés, y compris à l'extérieur, avec des détails, une souplesse d'emploi et une personnalisation impensables jusqu'à présent. Level est la matière première idéale pour donner corps à des créations qui donnent à la qualité de vie la dimension d'un chef-d'œuvre.

Ein Stück Lebenskunst.

Die großen keramischen Platten im Format 160x320 mit der Stärke 6,5mm rektifiziert sowie 162x324 mit der Stärke 12mm nicht rektifiziert ermöglichen die Gestaltung von Waschtischen, Arbeitsplatten und Fliesenspiegeln für Küche und Bad, Tischplatten, Türen, durchgängig gestalteten Flächenbelägen an Wand und Boden sowie Einrichtungselementen im Innen- wie im Außenbereich mit einem bisher undenkbaeren Potenzial in Bezug auf Detailverarbeitung, übergreifende Kombinierbarkeit und Individualisierung. Level ist das ideale Ausgangsmaterial für Kreationen, die die Lebensqualität meisterhaft maximieren.

Convierte tu vida en una obra de arte.

Las placas de cerámica en el formato de 160x320, de 6,5mm de grosor rectificado, y en el formato de 162x324, de 12mm no rectificado, permiten realizar objetos tales como encimeras y salpicaderos para cocinas y baños, superficies de trabajo, mesas, hojas, soluciones de revestimiento para suelos y paredes sin solución de continuidad y otros elementos, incluso para espacios exteriores, con posibilidades de introducir detalles, de transversalidad y personalización hasta ahora impensables. Level es la materia prima ideal para llevar a cabo creaciones que eleven la calidad de vida a magnitudes de obra maestra.

STYLE WITHOUT BORDERS.

5 inspirations – marble, cement, design, stone and solid color – for a wide range of available stylistic variants: Level guarantees the highest degree of freedom of expression and is the ideal medium for architectural design in step with the latest, most innovative trends. It enables the conception and creation of furnishing and design solutions with a high aesthetic and technical value to satisfy the most varied and demanding taste.

Stile senza confini.

5 ispirazioni - marmi, cementi, design, pietre e tinte unite - per un totale di 15 varianti stilistiche disponibili: Level assicura il massimo grado di libertà espressiva ed è al completo servizio di una progettazione al passo con le tendenze più attuali e innovative. La materia prima ideale per creare soluzioni di arredo e design dall'altissimo valore estetico e tecnico, in grado di soddisfare le sensibilità e i gusti più svariati ed esigenti.

Le style sans limites.

5 inspirations – marbres, bétons, design, pierre et teinte unie – pour une vaste gamme de variantes stylistiques disponibles : poussant la liberté expressive à son paroxysme, Level s'inscrit pleinement dans un projet architectural en phase avec les tendances les plus actuelles et les plus novatrices. Pour imaginer et réaliser des solutions de décoration d'intérieur d'un très haut niveau esthétique et technique, en mesure de satisfaire la sensibilité et les goûts les plus divers et les plus exigeants.

Grenzenloser Stil.

5 Inspirationen - Marmor, Beton, Design, Stein und Unifarbe – für ein breites Angebot an Stilvarianten: Level bietet höchste Ausdrucksfreiheit und eignet sich für zeitgemäße Lösungen, die innovative und aktuelle Trends aufgreifen. Raum für Ideen und gestalterische Freiheit bei Einrichtungs- und Designprojekten, ausgezeichnete ästhetische und technische Qualität, um anspruchsvollsten Stilanforderungen unterschiedlicher Art auf hohem Niveau gerecht zu werden.

Estilo sin fronteras.

5 fuentes de inspiración – mármol, cemento, design, piedra y monocolor— para una amplia gama de variantes de estilo disponibles: Level asegura el máximo grado de libertad expresiva y está por entero al servicio de una proyección acorde con las tendencias más actuales e innovadoras. Para imaginar y realizar soluciones de decoración y diseño con un altísimo valor técnico y estético, capaz de satisfacer la sensibilidad y los gustos más diversos y exigentes.



LEVEL
STYLE

MARMI

ALTISSIMO WHITE





Altissimo White Naturale 160x320 6,5mm

< Altissimo White Full Lappato 162x324 12mm

MARMI

AMANI BROWN / PULPIS





Amani Brown Naturale 162x324 12mm

< Amani Brown Full Lappato 162x324 12mm

MARMI

ARABESCATO CORCHIA





Bookmatch - Arabescato Corchia Full Lappato 162x324 12mm

MARMI


BIANCO LASA





Bianco Lasa Naturale 160x320 6,5mm

Bianco Lasa Full Lappato 160x320 6,5mm >



MARMI

CALACATTA





Bookmatch - Calacatta Naturale 162x324 12mm

< Calacatta Full Lappato 160x320 6,5mm

MARMI

CALACATTA BLACK

HOTEL
morgenrot



Bookmatch - Calacatta Black Full Lappato 162x324 12mm

MARMI

CALACATTA GOLD






Bookmatch - Calacatta Gold Full Lappato 162x324 12mm

MARMI

CALACATTA PAONAZZO





Bookmatch - Calacatta Paonazzo Full Lappato 162x324 12mm

MARMI

CALACATTA RENOIR





Bookmatch - Calacatta Renoir Full Lappato 162x324 12mm

MARMI

CRYSTAL DIAMOND





Crystal Diamond Full Lappato 162x324 12mm

MARMI

FOSSIL BROWN





Bookmatch - Fossil Brown Full Lappato 162x324 12mm

MARMI

GRANITO BLU ANDE





Bookmatch - Granito Blu Ande Full Lappato 162x324 12mm

MARMI

INVISIBLE






Bookmatch - Invisible Naturale 162x324 12mm

< Invisible Full Lappato 162x324 12mm

MARMI

MACCHIA VECCHIA





Bookmatch - Macchia Vecchia Full Lappato 162x324 12mm

< Macchia Vecchia Full Lappato 162x324 12mm


MARMI

MARQUINIA / ELEGANT





Marquinia Naturale 160x320 6,5mm



MARMI

NERO ANTICO





Bookmatch - Nero Antico Naturale 162x324 12mm

< Nero Antico Full Lappato 162x324 12mm

MARMI

NERO IMPERIALE





Nero Imperiale Naturale 162x324 12mm

< Nero Imperiale Full Lappato 162x324 12mm

MARMI

ONYX





Bookmatch - Onyx Full Lappato 162x324 12mm

MARMI

QUARZO





Bookmatch - Quarzo Naturale 162x324 12mm

< Quarzo Full Lappato 162x324 12mm

MARMI

STATUARIO EXTRA





Bookmatch - Statuario Extra Full Lappato 162x324 12mm

MARMI

STATUARIO MICHELANGELO





Bookmatch - Statuario Michelangelo Full Lappato 162x324 12mm

MARMI

STATUARIO WHITE





Bookmatch - Statuario White Full Lappato 160x320 6,5mm

< Statuario White Full Lappato 162x324 12mm

MARMI

TORTORA TAFU





Tortora Tafu Naturale 162x324 12mm

< Tortora Tafu Full Lappato 162x324 12mm

MARMI

WHITE PARADISE






Bookmatch - White Paradise Full Lappato 162x324 12mm

MARMI

ZEBRINO





Zebrino Full Lappato 162x324 12mm

CONCRETE

ASH






CONCRETE

DARK GREY





Dark Grey 162x324 12mm
116




CONCRETE

GREY





Grey 162x324 12mm
120



CONCRETE

TAUPE





Taupe 162x324 12mm
124



CONCRETE

WHITE





DESIGN

CORTEN





Corten 162x324 12mm
132



133

DESIGN

RAKU BLU





DESIGN

RAKU NERO






DESIGN

RAKU VERDE





Raku Verde 162x324 12mm
144



145


STONE

GRIGIO DI GRÉ





Grigio di Gré 162x324 12mm
148



STONE

SLATE BLACK





Slate Black 162x324 12mm
152



153

STONE

SLATE GREY






TINTA UNITA

BLACK





Black 162x324 12mm
160



161

TINTA UNITA

WHITE





White Naturale 162x324 12mm

< White Full Lappato 162x324 12mm

ABSOLUTE QUALITY FOR INCOMPARABLE FINISHES.

Meticulous measures and controls throughout the entire production chain ensure that high-quality slabs are produced. From an aesthetic point of view, the selection of the best materials and the colouring of the wet mixtures guarantee that the surfaces have a highly uniform colour; additionally, the very high-resolution images and highly precise polishing processes give the polished versions striking shades and a vibrant shine, making them extremely reflective. From a performance point of view, pressing at maximum levels makes the finished materials extremely compact, while a firing cycle that is much slower than is generally the case reduces the tension of the slabs to a minimum. Consequently, Level unfinished materials boast incomparable levels of ductility, flatness and resistance. They are more suitable than other materials for cuts, incisions and other finishing work to create surfaces, furnishing accessories and other design objects.

Qualità assoluta per lavorazioni impareggiabili.

Accorgimenti e controlli minuziosi lungo l'intera filiera produttiva assicurano una qualità assoluta delle lastre. Dal punto di vista estetico, la selezione delle migliori materie e la colorazione degli impasti ad umido garantiscono la massima omogeneità cromatica delle superfici; in aggiunta, la definizione delle immagini ad altissima risoluzione e processi di levigatura di altissima precisione contribuiscono a renderle ricche di sfumature, vibranti di luce ed estremamente riflettenti nelle versioni levigate. Dal punto di vista delle prestazioni, la pressatura ai massimi livelli rende i materiali finiti estremamente compatti, e un ciclo di cottura molto più lento di quelli comunemente adottati riduce al minimo il tensionamento delle lastre. È così che i semilavorati Level possono vantare livelli di duttilità, planarità e resistenza impareggiabili, prestandosi molto meglio di altri materiali ai tagli, alle incisioni e alle altre lavorazioni finali per la creazione di superfici, oggetti di arredo e altri complementi di design.

La qualité absolue pour des réalisations inégalables.

Les mesures mises en œuvre et les contrôles minutieux effectués tout au long de la filière de production assurent la qualité absolue des dalles. Sur le plan esthétique, la sélection des meilleures matières et la coloration par voie humide des pâtes garantissent l'homogénéité optimale des couleurs des finitions. Par ailleurs, la définition des images à très haute résolution et les procédures de polissage de la plus haute précision contribuent à leur donner cette richesse de nuances, vibrantes de lumière et infiniment miroitantes dans les versions polies. Sur le plan des performances, le pressage maximal permet d'obtenir des matériaux finis extrêmement compacts. Par ailleurs, un cycle de cuisson beaucoup plus lent que ceux habituellement utilisés réduit au minimum la mise sous tension des dalles. Dès lors, les produits semi-finis Level bénéficient d'un niveau inégalé de ductilité, de planéité et de résistance. Ils se prêtent ainsi beaucoup mieux que d'autres matériaux aux découpes, aux incisions et autres façonnages finaux pour la création de surfaces, d'objets de décoration intérieure et d'accessoires de design.

Absolute Qualität für Unvergleichliche Bearbeitungen.

Wirksame Maßnahmen und akribische Kontrollen in der gesamten Produktionskette stellen die absolute Qualität der Platten sicher. In ästhetischer Hinsicht gewährleistet die Auswahl bester Rohstoffe und die Färbung der Massen in nassem Zustand maximale farbliche Homogenität der Oberflächen; außerdem sorgen die hochauflösenden Bilder und die hochpräzisen Schleifverfahren für eine große Vielfalt an leuchtenden Farbnuancen, die in den polierten Ausführungen eine extrem reflektierende Optik besitzen. Der maximierte Pressvorgang macht das Material extrem kompakt und der im Vergleich zu den üblicherweise angewendeten Brennverfahren sehr viel langsamere Brennzyklus reduziert die Spannung der Platten auf ein Minimum. Aus diesem Grund besitzen die Halbfertigprodukte Level einen unvergleichlich hohen Grad an Verarbeitungsflexibilität, Ebenheit und Robustheit, so dass sie weitaus besser als andere Materialien für das Schneiden, Gravieren und andere Endbearbeitungen und damit zur Fertigung von Oberflächen, Einrichtungselementen und anderen Designaccessoires geeignet sind.

Calidad total para realizar mecanizados inmejorables.

Mediante la adopción de medidas, soluciones y controles minuciosos en toda la cadena de producción, se garantiza la calidad total de las placas. Desde el punto de vista estético, la selección de las mejores materias primas y la coloración de la masa en húmedo garantizan la máxima homogeneidad cromática de las superficies. Además, la definición de las imágenes de altísima resolución y los procesos de pulido de altísima precisión contribuyen a enriquecerlas con numerosos matices y a volverlas muy luminosas y altamente reflectantes en las versiones pulidas. Desde el punto de vista de las prestaciones, el prensado al máximo nivel hace que los materiales acabados sean extremadamente compactos, mientras que el ciclo de cocción mucho más lento de lo habitual reduce al mínimo las tensiones en las placas. Estas son las razones por las que los semielaborados Level ofrecen niveles de ductilidad, planeidad y resistencia inigualables y, por tanto, son mucho más idóneos que otros materiales para el corte, la incisión y otros mecanizados finales para crear superficies, objetos de decoración y otros complementos de diseño.




LEVEL


MARMI 12 / 6,5 mm




ALTISSIMO WHITE




ALTISSIMO WHITE

-  **12MM Non Rettificato**
- EFZG** 162x324 - 63^{25/32}"x127^{9/16}" Naturale
- E0ZQ** 162x324 - 63^{25/32}"x127^{9/16}" Naturale - **Stuoiato**
- EFZU** 162x324 - 63^{25/32}"x127^{9/16}" Full Lappato
- E0ZW** 162x324 - 63^{25/32}"x127^{9/16}" Full Lappato - **Stuoiato**




ALTISSIMO WHITE


-  **6,5MM Rettificato**
- EFZN** 160x320 - 62^{63/64}"x125^{53/64}" Naturale
- EGFM** 160x320 - 62^{63/64}"x125^{53/64}" Naturale - **Stuoiato**
- EFZ7** 160x320 - 62^{63/64}"x125^{53/64}" Full Lappato
- EGG7** 160x320 - 62^{63/64}"x125^{53/64}" Full Lappato - **Stuoiato**




AMANI BROWN




AMANI BROWN (PULPIS)

 **12MM Non Rettificato**
EFZH 162x324 - 63^{25/32"}x127^{9/16"} Naturale
EOZR 162x324 - 63^{25/32"}x127^{9/16"} Naturale - **Stuoiato**
EFZV 162x324 - 63^{25/32"}x127^{9/16"} Full Lappato
EOZX 162x324 - 63^{25/32"}x127^{9/16"} Full Lappato - **Stuoiato**



AMANI BROWN (PULPIS)

 **6,5MM Rettificato**
EFZ8 160x320 - 62^{53/64"}x125^{53/64"} Full Lappato
EGG8 160x320 - 62^{53/64"}x125^{53/64"} Full Lappato - **Stuoiato**



ARABESCATO CORCHIA

BOOKMATCH



ARABESCATO CORCHIA A

⊕ 12MM Non Rettificato
EJ1Y 162x324 - 63^{25/32}°x127^{9/16}° Full Lappato
EJ2F 162x324 - 63^{25/32}°x127^{9/16}° Full Lappato - Stuoiato

ARABESCATO CORCHIA B

⊕ 12MM Non Rettificato
EJ6S 162x324 - 63^{25/32}°x127^{9/16}° Full Lappato
EJ6X 162x324 - 63^{25/32}°x127^{9/16}° Full Lappato - Stuoiato

BIANCO LASA



BIANCO LASA

6,5MM Rettificato

EFZL 160x320 - 62^{63/64"}x125^{63/64"} Naturale

EGFK 160x320 - 62^{63/64"}x125^{63/64"} Naturale - Stuoiato

EFZY 160x320 - 62^{63/64"}x125^{63/64"} Full Lappato

EGG3 160x320 - 62^{63/64"}x125^{63/64"} Full Lappato - Stuoiato





CALACATTA

BOOKMATCH





CALACATTA A

-  **12MM Non Rettificato**
- EFKS 162x324 - 63^{25/32}"x127^{9/16}" Naturale
- E0YG 162x324 - 63^{25/32}"x127^{9/16}" Naturale - Stuoiato
- EFJ2 162x324 - 63^{25/32}"x127^{9/16}" Full Lappato
- E0YX 162x324 - 63^{25/32}"x127^{9/16}" Full Lappato - Stuoiato

-  **6,5MM Rettificato**
- E049 160x320 - 62^{53/64}"x125^{53/64}" Full Lappato
- EGFR 160x320 - 62^{53/64}"x125^{53/64}" Full Lappato - Stuoiato


CALACATTA B

-  **12MM Non Rettificato**
- EFKT 162x324 - 63^{25/32}"x127^{9/16}" Naturale
- E0YH 162x324 - 63^{25/32}"x127^{9/16}" Naturale - Stuoiato
- EFKE 162x324 - 63^{25/32}"x127^{9/16}" Full Lappato
- E0YY 162x324 - 63^{25/32}"x127^{9/16}" Full Lappato - Stuoiato

-  **6,5MM Rettificato**
- E04A 160x320 - 62^{53/64}"x125^{53/64}" Full Lappato
- EGFS 160x320 - 62^{53/64}"x125^{53/64}" Full Lappato - Stuoiato



CALACATTA

-  **6,5MM Rettificato**
- E043 160x320 - 62^{53/64}"x125^{53/64}" Naturale
- EGFF 160x320 - 62^{53/64}"x125^{53/64}" Naturale - Stuoiato
- E048 160x320 - 62^{53/64}"x125^{53/64}" Full Lappato
- EGFQ 160x320 - 62^{53/64}"x125^{53/64}" Full Lappato - Stuoiato



CALACATTA BLACK

BOOKMATCH




CALACATTA BLACK A

12MM Non Rettificato
EJ1V 162x324 - 63^{25/32}"x127^{9/16}" Full Lappato
EJ2D 162x324 - 63^{25/32}"x127^{9/16}" Full Lappato - Stuoiato

CALACATTA BLACK B

12MM Non Rettificato
EJ1W 162x324 - 63^{25/32}"x127^{9/16}" Full Lappato
EJ2E 162x324 - 63^{25/32}"x127^{9/16}" Full Lappato - Stuoiato



CALACATTA BLACK

6,5MM Rettificato
EJ1S 160x320 - 62^{53/64}"x125^{53/64}" Full Lappato
EJ29 160x320 - 62^{53/64}"x125^{53/64}" Full Lappato - Stuoiato



CALACATTA GOLD

BOOKMATCH




CALACATTA GOLD A

12MM Non Rettificato
E079 162x324 - 63^{25/32}"x127^{9/16}" Full Lappato
E0YZ 162x324 - 63^{25/32}"x127^{9/16}" Full Lappato - Stuoiato

CALACATTA GOLD B

12MM Non Rettificato
E07A 162x324 - 63^{25/32}"x127^{9/16}" Full Lappato
E0Z0 162x324 - 63^{25/32}"x127^{9/16}" Full Lappato - Stuoiato



CALACATTA GOLD


6.5MM Rettificato
EJ1Q 160x320 - 62^{43/64}"x125^{53/64}" Full Lappato
EJ27 160x320 - 62^{43/64}"x125^{53/64}" Full Lappato - Stuoiato





CALACATTA PAONAZZO

BOOKMATCH



CALACATTA PAONAZZO A

12MM Non Rettificato
EGJ7 162x324 - 63^{25/32}x127^{9/16} Full Lappato
EGJK 162x324 - 63^{25/32}x127^{9/16} Full Lappato - Stuoiato

CALACATTA PAONAZZO B

12MM Non Rettificato
EGJV 162x324 - 63^{25/32}x127^{9/16} Full Lappato
EGK7 162x324 - 63^{25/32}x127^{9/16} Full Lappato - Stuoiato



CALACATTA RENOIR

BOOKMATCH




CALACATTA RENOIR A

12MM Non Rettificato
EFJZ 162x324 - 63^{26/32}x127^{9/16} Full Lappato
EOZZ 162x324 - 63^{26/32}x127^{9/16} Full Lappato - Stuoiato

CALACATTA RENOIR B

12MM Non Rettificato
EFJ0 162x324 - 63^{26/32}x127^{9/16} Full Lappato
EDED 162x324 - 63^{26/32}x127^{9/16} Full Lappato - Stuoiato

CRYSTAL DIAMOND




CRYSTAL DIAMOND

- 12MM Non Rettificato
- EGJ5 162x324 - 63^{25/32}"x127^{9/16}" Full Lappato
- EGJH 162x324 - 63^{25/32}"x127^{9/16}" Full Lappato - Stuoiato
- EGJC 162x324 - 63^{25/32}"x127^{9/16}" Lappato Matt
- EGJQ 162x324 - 63^{25/32}"x127^{9/16}" Lappato Matt - Stuoiato



FOSSIL BROWN

BOOKMATCH



FOSSIL BROWN A

12MM Non Rettificato
E07C 162x324 - 63^{25/32}"x127^{9/16}" Full Lappato
E0Z1 162x324 - 63^{25/32}"x127^{9/16}" Full Lappato - Stuoiato

FOSSIL BROWN B

12MM Non Rettificato
EDES 162x324 - 63^{25/32}"x127^{9/16}" Full Lappato
EDEW 162x324 - 63^{25/32}"x127^{9/16}" Full Lappato - Stuoiato



GRANITO BLU ANDE

BOOKMATCH




GRANITO BLU ANDE A

12MM Non Rettificato
EGJ8 162x324 - 63^{25/32}"x127^{9/16}" Full Lappato
EGJL 162x324 - 63^{25/32}"x127^{9/16}" Full Lappato - Stuoiato

GRANITO BLU ANDE B

12MM Non Rettificato
EGJW 162x324 - 63^{25/32}"x127^{9/16}" Full Lappato
EGK8 162x324 - 63^{25/32}"x127^{9/16}" Full Lappato - Stuoiato




GRANITO BLU ANDE

6,5MM Rettificato
EJ1R 160x320 - 62^{53/64}"x125^{53/64}" Full Lappato
EJ28 160x320 - 62^{53/64}"x125^{53/64}" Full Lappato - Stuoiato




INVISIBLE

BOOKMATCH




INVISIBLE A

-  **12MM Non Rettificato**
- EFKU 162x324 - 63^{25/32}"x127^{9/16}" Naturale
- EOYE 162x324 - 63^{25/32}"x127^{9/16}" Naturale - Stuoiato
- EFJ3 162x324 - 63^{25/32}"x127^{9/16}" Full Lappato
- EOYV 162x324 - 63^{25/32}"x127^{9/16}" Full Lappato - Stuoiato

6.5MM Rettificato

- E04D 160x320 - 62^{53/64}"x125^{53/64}" Full Lappato
- EGFU 160x320 - 62^{53/64}"x125^{53/64}" Full Lappato - Stuoiato

INVISIBLE B


-  **12MM Non Rettificato**
- EFKV 162x324 - 63^{25/32}"x127^{9/16}" Naturale
- EOYF 162x324 - 63^{25/32}"x127^{9/16}" Naturale - Stuoiato
- EFKF 162x324 - 63^{25/32}"x127^{9/16}" Full Lappato
- EOYW 162x324 - 63^{25/32}"x127^{9/16}" Full Lappato - Stuoiato

6.5MM Rettificato

- E04E 160x320 - 62^{53/64}"x125^{53/64}" Full Lappato
- EGFV 160x320 - 62^{53/64}"x125^{53/64}" Full Lappato - Stuoiato



INVISIBLE

-  **6.5MM Rettificato**
- E044 160x320 - 62^{53/64}"x125^{53/64}" Naturale
- EGFG 160x320 - 62^{53/64}"x125^{53/64}" Naturale - Stuoiato
- E04C 160x320 - 62^{53/64}"x125^{53/64}" Full Lappato
- EGFT 160x320 - 62^{53/64}"x125^{53/64}" Full Lappato - Stuoiato



MACCHIA VECCHIA

BOOKMATCH



MACCHIA VECCHIA A

- 12MM Non Rettificato
- EHZV 162x324 - 63^{25/32}"x127^{9/16}" Full Lappato
- EJ18 162x324 - 63^{25/32}"x127^{9/16}" Full Lappato - Stuoiato
- EJ6U 162x324 - 63^{25/32}"x127^{9/16}" Lappato Matt
- EJ6Z 162x324 - 63^{25/32}"x127^{9/16}" Lappato Matt - Stuoiato

MACCHIA VECCHIA B

- 12MM Non Rettificato
- EHZW 162x324 - 63^{25/32}"x127^{9/16}" Full Lappato
- EJ19 162x324 - 63^{25/32}"x127^{9/16}" Full Lappato - Stuoiato
- EJ6V 162x324 - 63^{25/32}"x127^{9/16}" Lappato Matt
- EJ70 162x324 - 63^{25/32}"x127^{9/16}" Lappato Matt - Stuoiato




MARQUINIA


BOOKMATCH




MARQUINIA (ELEGANT) A


 12MM Non Rettificato
 EFZW 162x324 - 63^{25/32}x127^{9/16} Full Lappato
 EOZY 162x324 - 63^{25/32}x127^{9/16} Full Lappato - Stuoiato

MARQUINIA (ELEGANT)


 12MM Non Rettificato
 EFZJ 162x324 - 63^{25/32}x127^{9/16} Naturale
 EOZS 162x324 - 63^{25/32}x127^{9/16} Naturale - Stuoiato

MARQUINIA (ELEGANT) B

 12MM Non Rettificato
 EH14 162x324 - 63^{25/32}x127^{9/16} Full Lappato
 EH1J 162x324 - 63^{25/32}x127^{9/16} Full Lappato - Stuoiato

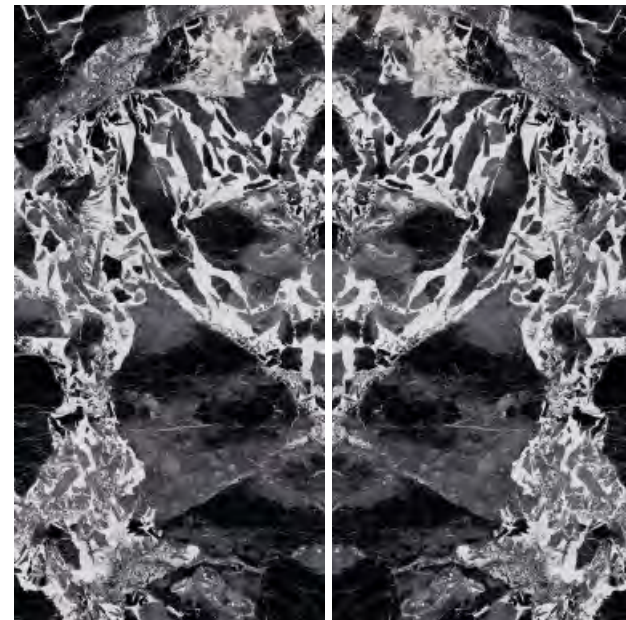


MARQUINIA (ELEGANT)


 6,5MM Rettificato
 EFZQ 160x320 - 62^{53/64}x125^{53/64} Naturale
 EGFN 160x320 - 62^{53/64}x125^{53/64} Naturale - Stuoiato
 EFZ9 160x320 - 62^{53/64}x125^{53/64} Full Lappato
 EGG9 160x320 - 62^{53/64}x125^{53/64} Full Lappato - Stuoiato


NERO ANTICO

BOOKMATCH





NERO ANTICO A

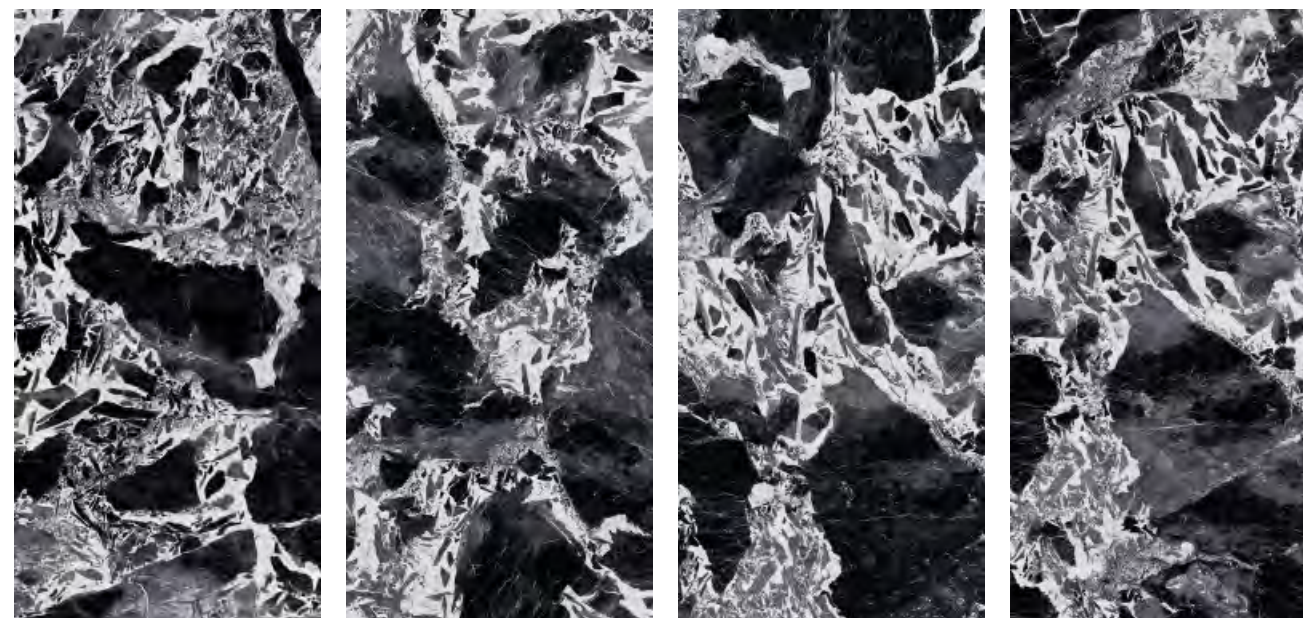
 **12MM Non Rettificato**
 EFKW 162x324 - 63^{25/32}"x127^{9/16}" Naturale
 E0YJ 162x324 - 63^{25/32}"x127^{9/16}" Naturale - Stuoiato
 EFJ4 162x324 - 63^{25/32}"x127^{9/16}" Full Lappato
 E0YU 162x324 - 63^{25/32}"x127^{9/16}" Full Lappato - Stuoiato

 **6,5MM Rettificato**
 EDG2 160x320 - 62^{63/64}"x125^{63/64}" Full Lappato
 EGFY 160x320 - 62^{63/64}"x125^{63/64}" Full Lappato - Stuoiato


NERO ANTICO B

 **12MM Non Rettificato**
 EDEK 162x324 - 63^{25/32}"x127^{9/16}" Naturale
 EFJE 162x324 - 63^{25/32}"x127^{9/16}" Naturale - Stuoiato
 EDER 162x324 - 63^{25/32}"x127^{9/16}" Full Lappato
 EDEV 162x324 - 63^{25/32}"x127^{9/16}" Full Lappato - Stuoiato

 **6,5MM Rettificato**
 EDEM 160x320 - 62^{63/64}"x125^{63/64}" Full Lappato
 EGFY 160x320 - 62^{63/64}"x125^{63/64}" Full Lappato - Stuoiato



NERO ANTICO



 **6,5MM Rettificato**
 E04F 160x320 - 62^{63/64}"x125^{63/64}" Full Lappato
 EGFW 160x320 - 62^{63/64}"x125^{63/64}" Full Lappato - Stuoiato





NERO IMPERIALE

BOOKMATCH



NERO IMPERIALE A

12MM Non Rettificato
 EGGU 162x324 - 63^{25/32}"x127^{9/16}" Full Lappato
 EGH3 162x324 - 63^{25/32}"x127^{9/16}" Full Lappato - Stuoiato

NERO IMPERIALE

12MM Non Rettificato
 EGGS 162x324 - 63^{25/32}"x127^{9/16}" Naturale
 EGH1 162x324 - 63^{25/32}"x127^{9/16}" Naturale - Stuoiato

NERO IMPERIALE B

12MM Non Rettificato
 EH15 162x324 - 63^{25/32}"x127^{9/16}" Full Lappato
 EH1K 162x324 - 63^{25/32}"x127^{9/16}" Full Lappato - Stuoiato



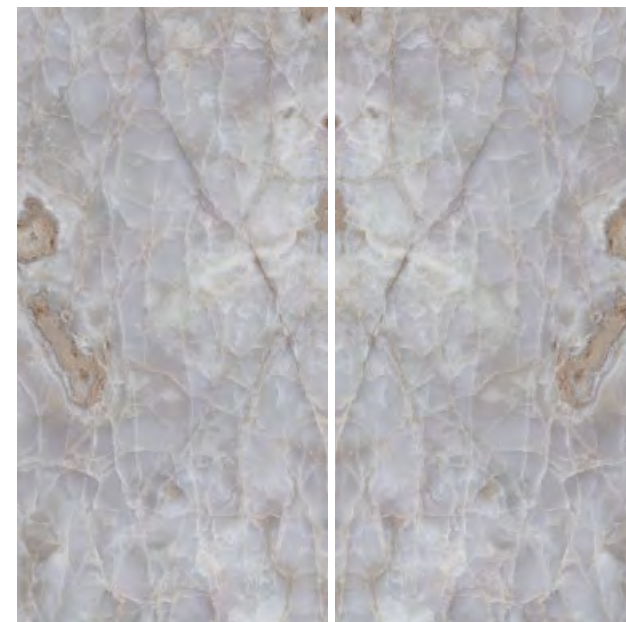
NERO IMPERIALE

6,5MM Rettificato
 EGGP 160x320 - 62^{63/64}"x125^{63/64}" Full Lappato
 EGGY 160x320 - 62^{63/64}"x125^{63/64}" Full Lappato - Stuoiato




ONYX


BOOKMATCH



ONYX A

 12MM Non Rettificato
 E07D 162x324 - 63^{26/32} x 127^{9/16} Full Lappato
 E0Z2 162x324 - 63^{26/32} x 127^{9/16} Full Lappato - Stuoiato

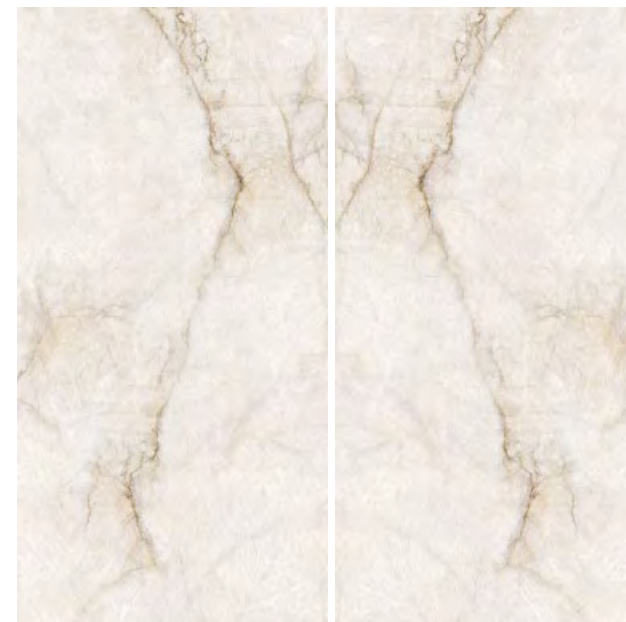
ONYX B

 12MM Non Rettificato
 EDET 162x324 - 63^{26/32} x 127^{9/16} Full Lappato
 EDEX 162x324 - 63^{26/32} x 127^{9/16} Full Lappato - Stuoiato




QUARZO

BOOKMATCH




QUARZO A

-  **12MM Non Rettificato**
- EFKR 162x324 - 63^{25/32}"x127^{9/16}" Naturale
- E0YC 162x324 - 63^{25/32}"x127^{9/16}" Naturale - Stuoiato
- EFJ1 162x324 - 63^{25/32}"x127^{9/16}" Full Lappato
- E0YS 162x324 - 63^{25/32}"x127^{9/16}" Full Lappato - Stuoiato

6,5MM Rettificato

- EDG3 160x320 - 62^{63/64}"x125^{63/64}" Full Lappato
- EGG0 160x320 - 62^{63/64}"x125^{63/64}" Full Lappato - Stuoiato

QUARZO B


-  **12MM Non Rettificato**
- E0ZK 162x324 - 63^{25/32}"x127^{9/16}" Naturale
- E0YD 162x324 - 63^{25/32}"x127^{9/16}" Naturale - Stuoiato
- E0ZM 162x324 - 63^{25/32}"x127^{9/16}" Full Lappato
- E0YT 162x324 - 63^{25/32}"x127^{9/16}" Full Lappato - Stuoiato

6,5MM Rettificato

- EDEP 160x320 - 62^{63/64}"x125^{63/64}" Full Lappato
- EGG1 160x320 - 62^{63/64}"x125^{63/64}" Full Lappato - Stuoiato




QUARZO

-  **6,5MM Rettificato**
- E046 160x320 - 62^{63/64}"x125^{63/64}" Naturale
- EGFH 160x320 - 62^{63/64}"x125^{63/64}" Naturale - Stuoiato
- E04G 160x320 - 62^{63/64}"x125^{63/64}" Full Lappato
- EGFZ 160x320 - 62^{63/64}"x125^{63/64}" Full Lappato - Stuoiato




STATUARIO EXTRA

BOOKMATCH




STATUARIO EXTRA A

-  **12MM Non Rettificato**
- EGJ9 162x324 - 63^{25/32}"x127^{9/16}" Full Lappato
- EGJM 162x324 - 63^{25/32}"x127^{9/16}" Full Lappato - Stuoiato
- EGJD 162x324 - 63^{25/32}"x127^{9/16}" Lappato Matt
- EGJR 162x324 - 63^{25/32}"x127^{9/16}" Lappato Matt - Stuoiato

6.5MM Rettificato

- EJ1N 160x320 - 62^{53/64}"x125^{53/64}" Full Lappato
- EJ25 160x320 - 62^{53/64}"x125^{53/64}" Full Lappato - Stuoiato

STATUARIO EXTRA B


-  **12MM Non Rettificato**
- EGJX 162x324 - 63^{25/32}"x127^{9/16}" Full Lappato
- EGK9 162x324 - 63^{25/32}"x127^{9/16}" Full Lappato - Stuoiato
- EGK1 162x324 - 63^{25/32}"x127^{9/16}" Lappato Matt
- EGLE 162x324 - 63^{25/32}"x127^{9/16}" Lappato Matt - Stuoiato

6.5MM Rettificato

- EJ1P 160x320 - 62^{53/64}"x125^{53/64}" Full Lappato
- EJ26 160x320 - 62^{53/64}"x125^{53/64}" Full Lappato - Stuoiato




STATUARIO EXTRA

-  **6.5MM Rettificato**
- EJ1L 160x320 - 62^{53/64}"x125^{53/64}" Full Lappato
- EJ24 160x320 - 62^{53/64}"x125^{53/64}" Full Lappato - Stuoiato

STATUARIO MICHELANGELO

BOOKMATCH



STATUARIO MICHELANGELO A

- 12MM Non Rettificato
- EFKG 162x324 - 63^{25/32}"x127^{9/16}" Full Lappato
- EDEF 162x324 - 63^{25/32}"x127^{9/16}" Full Lappato - Stuoiato
- EHNN 162x324 - 63^{25/32}"x127^{9/16}" Lappato Matt
- EGLF 162x324 - 63^{25/32}"x127^{9/16}" Lappato Matt - Stuoiato



STATUARIO MICHELANGELO B

- 12MM Non Rettificato
- EFKH 162x324 - 63^{25/32}"x127^{9/16}" Full Lappato
- EDEG 162x324 - 63^{25/32}"x127^{9/16}" Full Lappato - Stuoiato
- EHNP 162x324 - 63^{25/32}"x127^{9/16}" Lappato Matt
- EGLG 162x324 - 63^{25/32}"x127^{9/16}" Lappato Matt - Stuoiato




STATUARIO WHITE


BOOKMATCH




STATUARIO WHITE A

 **6,5MM Rettificato**
 EFZZ 160x320 - 62^{63/64"}x125^{63/64"} Full Lappato
 EGG5 160x320 - 62^{63/64"}x125^{63/64"} Full Lappato - Stuoiato

STATUARIO WHITE B


 **6,5MM Rettificato**
 EF5Y 160x320 - 62^{63/64"}x125^{63/64"} Full Lappato
 EGG6 160x320 - 62^{63/64"}x125^{63/64"} Full Lappato - Stuoiato

STATUARIO WHITE

 **12MM Non Rettificato**
 EFK1 162x324 - 63^{25/32"}x127^{9/16"} Naturale
 EOZP 162x324 - 63^{25/32"}x127^{9/16"} Naturale - Stuoiato
 EFZT 162x324 - 63^{25/32"}x127^{9/16"} Full Lappato
 EOZV 162x324 - 63^{25/32"}x127^{9/16"} Full Lappato - Stuoiato




STATUARIO WHITE

 **6,5MM Rettificato**
 EFZM 160x320 - 62^{63/64"}x125^{63/64"} Naturale
 EGFL 160x320 - 62^{63/64"}x125^{63/64"} Naturale - Stuoiato
 EOKS 160x320 - 62^{63/64"}x125^{63/64"} Full Lappato
 EGG4 160x320 - 62^{63/64"}x125^{63/64"} Full Lappato - Stuoiato






TORTORA TAFU



TORTORA TAFU

- 12MM Non Rettificato
- EFZK 162x324 - 63^{25/32}"x127^{9/16}" Naturale
- E0ZT 162x324 - 63^{25/32}"x127^{9/16}" Naturale - Stuoiato
- EFZX 162x324 - 63^{25/32}"x127^{9/16}" Full Lappato
- E0Z3 162x324 - 63^{25/32}"x127^{9/16}" Full Lappato - Stuoiato




TORTORA TAFU

- 6,5MM Rettificato
- EJ1T 160x320 - 62^{53/64}"x125^{63/64}" Full Lappato
- EJ2A 160x320 - 62^{53/64}"x125^{63/64}" Full Lappato - Stuoiato



WHITE PARADISE

BOOKMATCH



WHITE PARADISE A

⊕ 12MM Non Rettificato
EJ72 162x324 - 63^{25/32}°x127^{9/16}° Full Lappato
EJ75 162x324 - 63^{25/32}°x127^{9/16}° Full Lappato - **Stuoiato**

WHITE PARADISE B

⊕ 12MM Non Rettificato
EJ73 162x324 - 63^{25/32}°x127^{9/16}° Full Lappato
EJ76 162x324 - 63^{25/32}°x127^{9/16}° Full Lappato - **Stuoiato**

ZEBRINO




ZEBRINO


12MM Non Rettificato
EGJ6 162x324 - 63^{25/32}"x127^{9/16}" Full Lappato
EGJJ 162x324 - 63^{25/32}"x127^{9/16}" Full Lappato - Stuoiato

LEVE
CONCRETE 12 / 6,5 mm

ASH




ASH

 **12MM Non Rettificato**
EFJL 162x324 - 63^{25/32}x127^{9/16}" Naturale
EDL3 162x324 - 63^{25/32}x127^{9/16}" Naturale - **Stuoiato**



ASH

 **6,5MM Rettificato**
EFJQ 160x320 - 62^{43/64}x125^{63/64}" Naturale
EGGE 160x320 - 62^{43/64}x125^{63/64}" Naturale - **Stuoiato**



DARK GREY



DARK GREY


12MM Non Rettificato
EOZH 162x324 - 63^{25/32"}x127^{9/16"} Naturale
EDM4 162x324 - 63^{25/32"}x127^{9/16"} Naturale - Stuoiato




DARK GREY

6,5MM Rettificato
EDH6 160x320 - 62^{63/64"}x125^{63/64"} Naturale
EGGF 160x320 - 62^{63/64"}x125^{63/64"} Naturale - Stuoiato

GREY




GREY


 12MM Non Rettificato
EFKX 162x324 - 63^{25/32} x 127^{9/16} Naturale
EDL2 162x324 - 63^{25/32} x 127^{9/16} Naturale - Stuoiato

TAUPE




TAUPE

 **12MM Non Rettificato**
 EFJV 162x324 - 63^{25/32}"x127^{9/16}" Naturale
 EDL1 162x324 - 63^{25/32}"x127^{9/16}" Naturale - **Stuoiato**




TAUPE


 **6,5MM Rettificato**
 EDG7 160x320 - 62^{53/64}"x125^{63/64}" Naturale
 EGGD 160x320 - 62^{53/64}"x125^{63/64}" Naturale - **Stuoiato**

WHITE




WHITE

 **12MM Non Rettificato**
EFKY 162x324 - 63^{25/32}"x127^{9/16}" Naturale
EDKF 162x324 - 63^{25/32}"x127^{9/16}" Naturale - **Stuoiato**



WHITE


 **6,5MM Rettificato**
EDG5 160x320 - 62^{63/64}"x125^{63/64}" Naturale
EGGC 160x320 - 62^{63/64}"x125^{63/64}" Naturale - **Stuoiato**

LEVEL
DESIGN 12 mm


CORTEN




CORTEN

 12MM Non Rettificato
EHEG 162x324 - 63^{26/32} x 127^{9/16} Naturale
EHUJ 162x324 - 63^{26/32} x 127^{9/16} Naturale - Stuoato

RAKU BLU




RAKU BLU

 12MM Non Rettificato


EFJ6 162x324 - 63^{26/32}x127^{9/16} Naturale

EDKA 162x324 - 63^{26/32}x127^{9/16} Naturale - Stuoiato


RAKU NERO




RAKU NERO

 12MM Non Rettificato
EFJ7 162x324 - 63^{26/32"}x127^{9/16"} Naturale
EDKD 162x324 - 63^{26/32"}x127^{9/16"} Naturale - Stuoiato

RAKU VERDE



RAKU VERDE

 12MM Non Rettificato
EFJ8 162x324 - 63^{25/32}"x127^{9/16}" Naturale
EDKC 162x324 - 63^{25/32}"x127^{9/16}" Naturale - Stuoiato

LEVEL
STONE 12 / 6,5 mm



GRIGIO DI GRÉ



GRIGIO DI GRÉ'

12MM Non Rettificato
EGH9 162x324 - 63^{25/32"}x127^{9/16"} Naturale
EGHC 162x324 - 63^{25/32"}x127^{9/16"} Naturale - Stuoiato



GRIGIO DI GRÉ'

6,5MM Rettificato
EGGM 160x320 - 62^{53/64"}x125^{53/64"} Naturale
EGGW 160x320 - 62^{53/64"}x125^{53/64"} Naturale - Stuoiato



SLATE BLACK



SLATE BLACK

12MM Non Rettificato
EHEC 162x324 - 63^{25/32"}x127^{9/16"} Naturale
EHUM 162x324 - 63^{25/32"}x127^{9/16"} Naturale - Stuoiato



SLATE BLACK

6,5MM Rettificato
EHUY 160x320 - 62^{43/64"}x125^{63/64"} Naturale
EHV1 160x320 - 62^{43/64"}x125^{63/64"} Naturale - Stuoiato



SLATE GREY



SLATE GREY

12MM Non Rettificato
EHEA 162x324 - 63^{25/32}"x127^{9/16}" Naturale
EHUL 162x324 - 63^{25/32}"x127^{9/16}" Naturale - Stuoiato



SLATE GREY

6,5MM Rettificato
EHUX 160x320 - 62^{53/64}"x125^{53/64}" Naturale
EHV0 160x320 - 62^{53/64}"x125^{53/64}" Naturale - Stuoiato


LEVEU

TINTA UNITA 12 / 6,5 mm

BLACK




BLACK


 12MM Non Rettificato

EGH5 162x324 - 63^{25/32"} x127^{9/16"} Naturale


EGH7 162x324 - 63^{25/32"} x127^{9/16"} Naturale - Stuoiato



WHITE








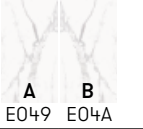





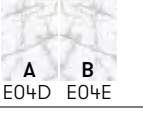







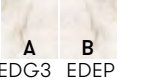
 12MM Non Rettificato
















- EFR7 162x324 - 63^{25/32}"x127^{9/16}" Naturale
- EDM6 162x324 - 63^{25/32}"x127^{9/16}" Naturale - Stuoiato
- E04L 162x324 - 63^{25/32}"x127^{9/16}" Full Lappato
- EFGM 162x324 - 63^{25/32}"x127^{9/16}" Full Lappato - Stuoiato

 6,5MM Rettificato

- E04J 160x320 - 62^{53/64}"x125^{53/64}" Naturale
- EGGH 160x320 - 62^{53/64}"x125^{53/64}" Naturale - Stuoiato
- EFR8 160x320 - 62^{53/64}"x125^{53/64}" Full Lappato
- EGGK 160x320 - 62^{53/64}"x125^{53/64}" Full Lappato - Stuoiato














LEVEL
TECHNICAL SHEET












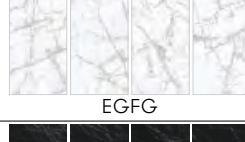



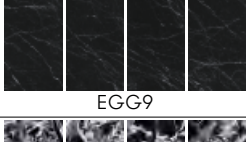

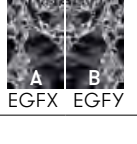




LEVEE Range	1600x3200 - 6,5 mm		
	Naturale	Full Lappato	BookMatch Full Lappato
Altissimo White	 EFZN	 EFZ7	
Amani Brown (Pulpis)		 EFZ8	
Bianco Lasa	 EFZL	 EFZY	
Calacatta	 E043	 E048	 A B E049 E04A
Calacatta Black		 EJ1S	
Calacatta Gold		 EJ1Q	
Granito Blu Ande		 EJ1R	
Invisible	 E044	 E04C	 A B E04D E04E
Marquinia (Elegant)	 EFZQ	 EFZ9	
Nero Antico		 E04F	 A B EDG2 EDEM
Nero Imperiale		 EGGP	
Quarzo	 E046	 E04G	 A B EDG3 EDEP

LEVEE Range	1600x3200 - 6,5 mm		
	Naturale	Full Lappato	BookMatch Full Lappato
Statuario Extra		 EJ1L	 A B EJ1N EJ1P
Statuario White	 EFZM	 EOKS	 A B EFZZ EF5Y
Tortora Tafu		 EJ1T	
Concrete Ash	 EFJO		
Concrete Dark Grey	 EDH6		
Concrete Taupe	 EDG7		
Concrete White	 EDG5		
Stone Grigio di Gré	 ECGM		
Stone Slate Black	 EHUY		
Stone Slate Grey	 EHUX		
Tinta Unita White	 E04J	 EFR8	





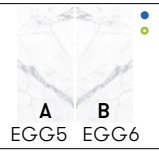










LEVEE Range	1620x3240 - 12 mm					
	Naturale	Full Lapp.	Lapp. Matt	BookMatch Naturale	BookMatch Full Lapp.	BookMatch Lapp. Matt
Altissimo White						
Amani Brown (Pulpis)						
Arabescato Corchia						
Calacatta						
Calcatta Black						
Calacatta Gold						
Calacatta Paonazzo						
Calacatta Renoir						
Crystal Diamond						
Fossil Brown						
Granito Blu Ande						
Invisible						
Macchia Vecchia						

LEVEE Range	1620x3240 - 12 mm					
	Naturale	Full Lapp.	Lapp. Matt	BookMatch Naturale	BookMatch Full Lapp.	BookMatch Lapp. Matt
Marquinia (Elegant)						
Nero Antico						
Nero Imperiale						
Onyx						
Quarzo						
Statuario Extra						
Statuario Michelangelo						
Statuario White						
Tortora Tafu						
White Paradise						
Zebrino						
Concrete Ash						
Concrete Dark Grey						






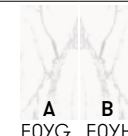













Range	1620x3240 - 12 mm					
	Naturale	Full Lapp.	Lapp. Matt	BookMatch Naturale	BookMatch Full Lapp.	BookMatch Lapp. Matt
Concrete Grey	 EFKX					
Concrete Taupe	 EFJV					
Concrete White	 EFKY					
Design Corten	 EHEG					
Design Raku Blu	 EFJ6					
Design Raku Nero	 EFJ7					
Design Raku Verde	 EFJ8					
Stone Grigio di Gré	 EGH9					
Stone Slate Black	 EHEC					
Stone Slate Grey	 EHEA					
Tinta Unita Black	 EGH5					
Tinta Unita White	 EFR7	 E04L				

Range	1600x3200 - 6,5 mm STUOIATO - MESH-MOUNTED		
	Naturale	Full Lappato	BookMatch Full Lappato
Altissimo White	 EGFM	 EGG7	
Amani Brown (Pulpis)		 EGG8	
Bianco Lasa	 EGFK	 EGG3	
Calacatta	 EGFF	 EGFO	 A B EGFR EGFS
Calacatta Black		 EJ29	
Calacatta Gold		 EJ27	
Granito Blu Ande		 EJ28	
Invisible	 EGFG	 EGFT	 A B EGFU EGFV
Marquinia (Elegant)	 EGFN	 EGG9	
Nero Antico		 EGFW	 A B EGFX EGFY
Nero Imperiale		 EGGY	
Quarzo	 EGFH	 EGFZ	 A B EGG0 EGG1

1600x3200 - 6,5 mm
STUOIATO - MESH-MOUNTED

	Naturale	Full Lappato	BookMatch Full Lappato
Statuario Extra		 EJ24	 A B EJ25 EJ26
Statuario White	 EGFL	 EGG4	 A B EGG5 EGG6
Tortora Tafu		 EJA2	
Concrete Ash	 EGGE		
Concrete Dark Grey	 EGGF		
Concrete Taupe	 EGGD		
Concrete White	 EGGC		
Stone Grigio di Gré	 EGGW		
Stone Slate Black	 EHV1		
Stone Slate Grey	 EHV0		
Tinta Unita White	 EGGH	 EGGK	

1620x3240 - 12 mm
STUOIATO - MESH-MOUNTED

	Naturale	Full Lappato	Lappato Matt	BookMatch Naturale	BookMatch Full Lappato	BookMatch Lappato Matt
Altissimo White	 EOZQ	 EOZW				
Amani Brown (Pulpis)	 EOZR	 EOZX				
Arabescato Corchia					 A B EJ2F EJ6X	
Calacatta				 A B EOYG EOYH	 A B EOYX EOYY	
Calcatta Black					 A B EJ2D EJ2E	
Calacatta Gold					 A B EOYZ EOZO	
Calacatta Paonazzo					 A B EGJK EGK7	
Calacatta Renoir					 A B EOZZ EDED	
Crystal Diamond		 EGJH	 EGJQ			
Fossil Brown					 A B EOZ1 EDEW	
Granito Blu Ande					 A B EGJL EGK8	
Invisible				 A B EOYE EOYF	 A B EOYV EOYW	
Macchia Vecchia					 A B EJ18 EJ19	 A B EJ6Z EJ70

1620x3240 - 12 mm
STUOIATO - MESH-MOUNTED

	Naturale	Full Lappato	Lappato Matt	BookMatch Naturale	BookMatch Full Lappato	BookMatch Lappato Matt
Marquinia (Elegant)	EOZS				EOZY EH1J	
Nero Antico				EOYJ EFJE	EOYU EDEV	
Nero Imperiale	EGH1				EGH3 EH1K	
Onyx					EOZ2 EDEX	
Quarzo				EOYC EOYD	EOYS EOYT	
Statuario Extra					EGJM EGK9	EGJR EGLE
Statuario Michelangelo					EDEF EDEG	EGLF EGLG
Statuario White	EOZP	EOZV				
Tortora Tafu	EOZT	EOZ3				
White Paradise					EJ75 EJ76	
Zebrino		EGJJ				
Concrete Ash	EDL3					
Concrete Dark Grey	EDM4					

1620x3240 - 12 mm
STUOIATO - MESH-MOUNTED

	Naturale	Full Lappato	Lappato Matt	BookMatch Naturale	BookMatch Full Lappato	BookMatch Lappato Matt
Concrete Grey	EDL2					
Concrete Taupe	EDL1					
Concrete White	EDKF					
Design Corten	EHUJ					
Design Raku Blu	EDKA					
Design Raku Nero	EDKD					
Design Raku Verde	EDKC					
Stone Grigio di Gré	EGHC					
Stone Slate Black	EHUM					
Stone Slate Grey	EHUL					
Tinta Unita Black	EGH7					
Tinta Unita White	EDM6	EFGM				



ANSI A.137.3 Gauged Porcelain Tile and Gauged Porcelain Tile Panels/Slabs ISO 13006 EN 14411



TECHNICAL FEATURES Caratteristiche Tecniche Caracteristiques Techniques Technische Eigenschaften Características Técnicas	TESTING METHOD Metodo di prova Méthode d'essai Prüfmethode Método de prueba	VALUES - Valori - Valeurs - Werte - Valores			
		6,5 mm		12 mm	
		Naturale	Full Lappato Lappato Matt	Naturale	Full Lappato Lappato Matt
LENGTH AND WIDTH (A) Lunghezza e Larghezza - Longueur et largeur - Länge und Breite - Longitud y anchura	UNI EN ISO 10545/2	±2% (Max 5mm)	±2% (Max 5mm)	-	-
LENGTH AND WIDTH (B) Lunghezza e Larghezza - Longueur et largeur - Länge und Breite - Longitud y anchura	UNI EN ISO 10545/2	±0,6% / ± 2,0 mm	±0,6% / ± 2,0 mm	-	-
THICKNESS Spessore - Epaisseur - Stärke - Espesor	UNI EN ISO 10545/2	±0,5% / ± 0,5 mm	±0,5% / ± 0,5 mm	±0,5% / ± 0,5 mm	±0,5% / ± 0,5 mm
EDGE STRAIGHTNESS Rettilineità degli spigoli - Rectitude des arêtes Geradlinigkeit der Kanten - Rectitud de los cantos	UNI EN ISO 10545/2	±0,5% / ± 1,5 mm	±0,5% / ± 1,5 mm	-	-
ORTHOGONALITY - Ortogonalità Orthogonalité - Rechtwinkligkeit - Ortogonalidad	UNI EN ISO 10545/2	±0,5% / ± 2,0 mm	±0,5% / ± 2,0 mm	-	-
FLATNESS Planarità - Planéité - Ebenföchigkeit - Planaridad	UNI EN ISO 10545/2	±0,5% / ± 2,0 mm	±0,5% / ± 2,0 mm	±0,5% / ± 2,0 mm	±0,5% / ± 2,0 mm
APPEARANCE Aspetto - Aspekt - Aspect - Aspecto	UNI EN ISO 10545/2	>95%	>95%	>95%	>95%
WATER ABSORPTION (Average value expressed in %) Assorbimento d'acqua (Valore medio in %) Absorption d'eau (Valeur moyenne en %) Wasseraufnahme (Durchschnittswert in %) Absorción de agua (Valor medio en %)	UNI EN ISO 10545/3 ASTM C373	Conforme Compliant	Conforme Compliant	Conforme Compliant	Conforme Compliant
MODULUS OF RUPTURE Modulo di rottura - Resistance a la flexion Biegefestigkeit - Resistencia a la flexion	UNI EN ISO 10545/4	≥ 35 N/mm ²	≥ 35 N/mm ²	≥ 35 N/mm ²	≥ 35 N/mm ²
BREAKING STRENGTH Forza di rottura - Resistance à la rupture Bruchlast - Resistencia a la rotura	UNI EN ISO 10545/4 ASTM C648	≥ 700 N 250 Lbs	≥ 700 N 250 Lbs	≥ 1300 N 250 Lbs	≥ 1300 N 250 Lbs
IMPACT RESISTANCE Resistenza all'urto - Résistance aux chocs Schlagfestigkeit - Resistencia al impacto	UNI EN ISO 10545/5	-	-	0,85	0,85
RESISTANCE TO SURFACE ABRASION Resistenza all'abrasione superficiale Résistance à l'abrasion superficielle Abriebfestigkeit Resistencia a la abrasión superficial	UNI EN ISO 10545/7	Dark colors: 2-3 Medium colors: 4 Light colors: 5	Dark colors: 2-3 Medium colors: 4 Light colors: 5	Dark colors: 2-3 Medium colors: 4 Light colors: 5	Dark colors: 2-3 Medium colors: 4 Light colors: 5
LINEAR THERMAL EXPANSION Coefficiente di dilatazione termica lineare Linear thermal expansion coefficient Coefficient linéaire de dilatation thermique Linearer Wärmeausdehnungskoeffizient Coeficiente de dilatación térmica lineal	UNI EN ISO 10545/8	≤ 9 x10 ⁻⁶ °C ⁻¹	≤ 9 x10 ⁻⁶ °C ⁻¹	≤ 9 x10 ⁻⁶ °C ⁻¹	≤ 9 x10 ⁻⁶ °C ⁻¹
THERMAL SHOCK RESISTANCE Resistenza agli sbalzi termici - Résistance aux écarts de température - Temperaturwechselbeständigkeit Resistencia al choque térmico	UNI EN ISO 10545/9	Conforme	Conforme	Conforme	Conforme
HAIR-CRACKING RESISTANCE Resistenza al cavillo - Résistance aux craquelures Haarissbeständigkeit - Resistencia al cuarteo	UNI EN ISO 10545/11	Conforme	Conforme	Conforme	Conforme
FROST RESISTANCE Resistenza al gelo - Résistance au gel Frostbeständigkeit - Resistencia a las heladas	UNI EN ISO 10545/12 ASTM C1026	Conforme Unaffected	Conforme Unaffected	Conforme Unaffected	Conforme Unaffected
CHEMICAL RESISTANCE to high and low acid and basic concentrations Resistenza Chimica ad alte e basse concentrazioni di acidi e basi Résistance chimique aux hautes et basses concentrations d'acides et de bases Chemikalienfestigkeit bei hohen und niedrigen Konzentrationen von Säuren und Basen Resistencia química con concentraciones altas y bajas de ácidos y bases	UNI EN ISO 10545/13 ASTM C-650	A - LA - LB - HA - HB Unaffected	A - LA - LB - HA - HB Unaffected	A - LA - LB - HA - HB Unaffected	A - LA - LB - HA - HB Unaffected
STAIN RESISTANCE Resistenza alle macchie - Résistance aux taches Fleckenbeständigkeit - Resistencia a las manchas	UNI EN ISO 10545/14 CTI 81-7D	5 No Evident Variation	5 No Evident Variation	5 No Evident Variation	5 No Evident Variation
COLOUR RESISTANCE TO LIGHT EXPOSURE Resistenza dei colori alla luce - Résistance des couleurs à la lumière - Lichtechtheit der Farben - Resistencia de los colores a la exposición de la luz	DIN 51094	Conforme	Conforme	Conforme	Conforme
RELEASE OF DANGEROUS SUBSTANCES (PIOMBO - CADMIO) Rilascio di sostanze pericolose (Piombo/Cadmio) Dégagement de substances dangereuses (Piombo/Cadmio) Freisetzung gefährlicher Stoffe (Piombo/Cadmio) Emisión de sustancias peligrosas (Piombo/Cadmio)	UNI EN ISO 10545/15 (mg/l)	-	-	0	0



ANSI A.137.3 Gauged Porcelain Tile and Gauged Porcelain Tile Panels/Slabs ISO 13006 EN 14411



TECHNICAL FEATURES Caratteristiche Tecniche Caracteristiques Techniques Technische Eigenschaften Características Técnicas	TESTING METHOD Metodo di prova Méthode d'essai Prüfmethode Método de prueba	VALUES - Valori - Valeurs - Werte - Valores			
		6,5 mm		12 mm	
		Naturale	Full Lappato Lappato Matt	Naturale	Full Lappato Lappato Matt
	DIN 51130	R9	-	R9	-
	DIN 51097	Na	-	Na	-
	ANSI A 137.1-2012 DCOF (Section 9.6)	≥ 0,42	-	≥ 0,42	-
	B.C.R.A.	≥ 0,40	-	≥ 0,40	-
SLIP RESISTANCE Coefficiente di attrito Coefficient de glissement Rutschfestigkeit Barfußbereich Coeficiente de atrito medio	AS 4586: 2013 Slip resistance classification of new pedestrian surface materials BS 7976-2: 2002 Pendulum testers ENV 12633-2006 Method of determination of unpolished and polished slip/skid resistance value	Na	-	Na	-
	UNI EN ISO 14617/1 (Kg/m ³)	-	-	2500	2500
CALCULATION OF WATER ABSORPTION Determinazione dell'assorbimento d'acqua Détermination de l'absorption d'eau - Bestimmung der Wasseraufnahme - Determinación de la absorción de agua	UNI EN ISO 14617/1 (%)	-	-	< 01	< 01
BENDING STRENGTH Resistenza alla flessione - Résistance à la flexion Biegefestigkeit - Resistencia a la flexión	UNI EN ISO 14617/2 (MPa)	-	-	> 35	> 35
DEEP ABRASION Abrasion profonda - Abrasion profonde Tiefenverschleiß - Abrasión profunda	UNI EN ISO 14617/4 (mm)	-	-	24-27	24-27
CALCULATION OF FREEZE Determinazione della resistenza a gelo-disgelo Détermination de la résistance au gel/dégel Bestimmung der Frost-Tauwechsel-Beständigkeit Determinación de la resistencia a las heladas	UNI EN ISO 14617/5	-	-	No change in bending strength after thermal cycle - Nessuna variazione di carico di rottura dopo ciclo termico - Aucune variation de la charge de rupture après le cycle thermique - Keine Bruchlastveränderung nach Temperaturzyklus - Ninguna variación de carga de rotura tras ciclo térmico	No change in bending strength after thermal cycle - Nessuna variazione di carico di rottura dopo ciclo termico - Aucune variation de la charge de rupture après le cycle thermique - Keine Bruchlastveränderung nach Temperaturzyklus - Ninguna variación de carga de rotura tras ciclo térmico
CALCULATION OF THERMAL SHOCK RESISTANCE Determinazione della resistenza allo shock termico Détermination de la résistance aux chocs thermiques Bestimmung der Temperaturwechselbeständigkeit Determinación de la resistencia a los cambios bruscos de temperatura	UNI EN ISO 14617/6	-	-	No change in bending strength after thermal cycle - Nessuna variazione di carico di rottura dopo ciclo termico - Aucune variation de la charge de rupture après le cycle thermique - Keine Bruchlastveränderung nach Temperaturzyklus - Ninguna variación de carga de rotura tras ciclo térmico	No change in bending strength after thermal cycle - Nessuna variazione di carico di rottura dopo ciclo termico - Aucune variation de la charge de rupture après le cycle thermique - Keine Bruchlastveränderung nach Temperaturzyklus - Ninguna variación de carga de rotura tras ciclo térmico
IMPACT RESISTANCE Resistenza all'urto - Résistance aux chocs Schlagfestigkeit - Resistencia al impacto	UNI EN ISO 14617/9	-	-	3J	3J
VOLATILE ORGANIC COMPOUND EMISSION TEST Prova di emissioni di composti organici volatili Essai d'émissions de composés organiques volatils Messung der Emission von flüchtigen organischen Verbindungen - Prueba de emisiones de compuestos orgánicos volátiles	ISO 16000/9	-	-	Class A+ / Classe A+ / Classe A+ Klasse A+ / Categoría A+	Class A+ / Classe A+ / Classe A+ Klasse A+ / Categoría A+
RESISTANCE TO COLD LIQUIDS Resistenza ai liquidi freddi - Résistance aux liquides froids - Beständigkeit gegen kalte Flüssigkeiten Resistencia a los líquidos fríos	EN 12720:2013	-	-	Class 5 to Class 3 - da Classe 5 a Classe 3 - de Classe 5 à Classe 3 - von Klasse 5 bis Klasse 3 - de Categoría 5 a Categoría 3	Class 5 to Class 3 - da Classe 5 a Classe 3 - de Classe 5 à Classe 3 - von Klasse 5 bis Klasse 3 - de Categoría 5 a Categoría 3
RESISTANCE TO DAMP HEAT Resistenza al calore umido - Résistance à la chaleur humide - Beständigkeit gegen feuchte Hitze Resistencia al calor húmedo	EN 12721:2013	-	-	CEN/TS 16209 Class A / Classe A / Classe A Klasse A / Categoría A	CEN/TS 16209 Class A / Classe A / Classe A Klasse A / Categoría A
RESISTANCE TO DRY HEAT Resistenza al calore secco - Résistance à la chaleur sèche - Beständigkeit gegen trockene Hitze Resistencia al calor seco	EN 12722:2013	-	-	CEN/TS 16209 Class A / Classe A / Classe A Klasse A / Categoría A	CEN/TS 16209 Class A / Classe A / Classe A Klasse A / Categoría A
DIRT RETENTION Tendenza a ritenere lo sporco Tendance à retenir la saleté Neigung zur Schmutzbindung Tendencia a retener la suciedad	EN 9300:2015	-	-	No visible change - Nessun cambiamento visibile - Pas d'altération visible - Keine sichtbare Veränderung - Ningun cambio visible	No visible change - Nessun cambiamento visibile - Pas d'altération visible - Keine sichtbare Veränderung - Ningun cambio visible
SCRATCH RESISTANCE Resistenza alla graffiatura - Résistance aux rayures Kratzfestigkeit - Resistencia a los arañazos	EN 15186:2012 met. B	-	-	CEN/TS 16209 Class A / Classe A / Classe A Klasse A / Categoría A	CEN/TS 16209 Class A / Classe A / Classe A Klasse A / Categoría A
RESISTANCE TO FUNGI Resistenza ai funghi - Résistance aux champignons Beständigkeit gegen Schimmel - Resistencia a los hongos	ASTM G 21	-	-	No fungi - Nessuna crescita fungina - Aucune croissance fongique - Kein Schimmelwachstum - Ningun crecimiento de hongos	No fungi - Nessuna crescita fungina - Aucune croissance fongique - Kein Schimmelwachstum - Ningun crecimiento de hongos

TECHNICAL FEATURES

CARATTERISTICHE TECNICHE / CARACTERISTIQUES TECHNIQUES
TECHNISCHE EIGENSCHAFTEN / CARACTERISTICAS TECNICAS

NSF

The NSF Food Equipment certification program has 22 different standards that set minimum food hygiene and protection requirements for the materials, design, manufacturing, construction and performance of equipment for handling and processing food. The materials for solid surfaces are examined based on the "NSF / ANSI 51: Food Equipment Materials" standard, which specifies the public health requirements for materials used in the construction of commercial food equipment.

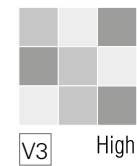
More information is available on the website:
info.nsf.org/Certified/Food



NSF
Il programma di certificazione NSF Food Equipment ha 22 diversi standard che stabiliscono i requisiti minimi di protezione e igiene alimentare riguardo ai materiali, la progettazione, la fabbricazione, la costruzione e le prestazioni delle attrezzature per la manipolazione e il trattamento degli alimenti. I materiali per superfici solide vengono esaminati in base alla "NSF / ANSI 51: Materiali per attrezzature alimentari", che specifica i requisiti relativi alla salute pubblica per i materiali utilizzati nella costruzione di attrezzature alimentari commerciali.

Maggiori informazioni sono disponibili sul sito:
info.nsf.org/Certified/Food

SHADE VARIATION



V3 High



Marmi



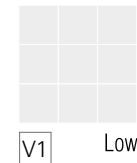
Stone



Design



Concrete



V1 Low



Tinta Unita

GREENGUARD



The GREENGUARD Certification process provides an in-depth review and analysis of chemical emissions from manufacturers' products. Using dynamic environmental chamber testing, products are tested for volatile organic compounds (VOCs), including formaldehyde, and over 300 other VOCs with health-based limits. GREENGUARD Certified products aid in the creation of healthier indoor environments, and release fewer pollutants that can contribute to health issues including asthma and other respiratory issues. To remain certified, products undergo comprehensive certification testing on an annual basis, giving consumers peace of mind that they are selecting products that support better human health. Recognized and referenced by over 400 codes, rating systems, and procurement policies worldwide, the GREENGUARD Certification requires that products meet some of the world's most rigorous and comprehensive limits for low emissions of volatile organic compounds into indoor environments. The GREENGUARD Gold standard includes health-based criteria for additional chemicals and requires lower total VOC emissions levels to ensure that products are acceptable for use in environments such as schools and healthcare facilities. In addition to limiting emissions of more than 360 VOCs and total chemical emissions, GREENGUARD Gold Certified products must also comply with requirements of the State of California's Department of Public Health "Standard Method for the Testing and Evaluation of Volatile Organic Chemical Emissions from known as California Section 01350.

PACKING



IMBALLI / EMBALLAGE
VERPACKUNG / EMBALAJE

Formato Size Format Formato Tamaño cm	Spessore Thickness Epaisseur Stärke Espesor mm	Pieces x Sqm Pz. x Mq. Pcs / M ² Stk. x Qm Pzs x Mc.	Pieces x Box Pz. x Scat. Pcs / Bte Stk. x Krt. Pzs x Caja	Sqm x Box Mq. x Scat. M ² / Bte Qm x Krt. Mc. x Caja	Weight x Box Peso x Scat. Poids / Bte Gewicht x Krt. Peso x Caja Kg	Boxes x Pal. Scat. x Pal. Bte / Pal. Krt. x Pal. Cajas x Pal.	Sqm x Pal. Mq. x Pal. M ² / Pal. Qm x Pal. Mc. x Pal.	Weight x Pal. Peso x Pal. Poids / Pal. Gewicht x Pal. Peso x Pal. Kg
162x324 Naturale	12	0,19	1	5,2488	152	see below	see below	see below
162x324 Lappato Lucido	12	0,19	1	5,2488	152	vedi sotto	vedi sotto	vedi sotto
160x320 Naturale	6,5	0,20	1	5,12	81,92	voir ci-dessous	voir ci-dessous	voir ci-dessous
160x320 Lappato Lucido	6,5	0,20	1	5,12	81,92	siehe unten	siehe unten	siehe unten

Item Articolo Reference Artikel Artículo	Thickness (mm) Spessore (mm) Epaisseur (mm) Stärke (mm) Espesor (mm)	Size (cm) Dimensione (cm) Format (cm) Format (cm) Tamaño (cm)	No. of Slabs Nr. Lastre Nbre Dalles Anz. Platten N° de Placas	Sqm per Pack Mq. x Imballo m ² / Emballage qm por Verpackung m ² por embalaje	Weight of Packaging (kg) Peso Imballo (kg) Poids Emballage (kg) Gewicht Verpackung (kg) Peso embalaje (kg)	Weight of Packaging + Slabs (kg) Peso Imballo+Lastre (kg) Poids Emballage+Dalles (kg) Gewicht Verpackung+Platten (kg) Peso embalaje + placas (kg)
Crate Cassa Caisse Kiste Caja	6,5	168,9x329,6x15	14	71,68	140	1287
	12	168,9x329,6x15	9	47,24	140	1508
A-Frame Cavalletto Chevalet de transport Transportgestell Caballete	6,5	75x330x199,5	40	204,80	220	3497
	12	75x330x199,5	20	104,98	220	3260



MESH-MOUNTED SLABS LASTRE STUOIMATE



All Level slabs in the 6.5 mm and 12 mm thicknesses are also available in mesh-mounted version.

Fibreglass is applied to the underside of mesh-mounted slabs to increase their mechanical and bending strength and simplify shaping operations.

Tutte le lastre Level in spessore 6,5mm e 12mm sono disponibili anche nella versione stuoiata.

6,5 mm et 12 mm d'épaisseur sont également disponibles avec filet en fibre de verre.

Il processo di stuoiatura consiste nell'apporre sul retro della lastra una fibra di vetro che ha il compito di incrementare la robustezza meccanica della lastra, di renderla più resistente alle flessioni, e di agevolare le operazioni di lavorazione della stessa.

Dans ce cas, un filet en fibre de verre est appliqué au dos de la dalle pour augmenter sa solidité mécanique, pour la rendre plus résistante aux flexions et pour faciliter son façonnage.

Toutes les dalles Level de

Alle Level-Platten in Materialstärke 6,5 mm und 12 mm sind auch in der Version mit Glasfasernetz erhältlich.

Todas las placas Level de 6,5 mm y 12 mm de grosor se hallan disponibles también en la versión con red de fibra de vidrio.

Das Laminieren mit Glasfaser besteht darin, ein Glasfasernetz auf der Plattenrückseite aufzubringen, um die mechanische Festigkeit der Platte zu erhöhen, sie biege fester zu machen und ihre Bearbeitung zu erleichtern.

El proceso de aplicación de la fibra de vidrio consiste en colocar en la parte de atrás de la placa una red de dicho material con el objeto de incrementar la solidez mecánica de la placa, hacerla más resistente a las flexiones y facilitar las operaciones de elaboración de la misma.

LEVEL



Emilgroup is a brand of Emilceramica S.r.l. a socio unico	Sede Commerciale/Amministrativa
emilgroup.it emilgroup.it/level	Via Ghiarola Nuova, 29 - 41042 Fiorano Modenese (Mo) Italy T +39 0536 835111 - info@emilceramicagroup.it